

CO350 SERIES OPERATING CHARACTERISTICS AT 2850 rpm 50 Hz

PUMP TYPE	MOTOR POWER		Q = DELIVERY																		
			l/min	0	100	120	160	200	240	280	300	350	375	400	450	500	600	650	700	800	900
			m ³ /h	0	6	7.2	9.6	12	14.4	16.8	18	21	22.5	24	27	30	36	39	42	48	54
kW		HP	H = TOTAL HEAD METRES COLUMN OF WATER																		
CO(M) 350/03	0.37	0.5	9.5	6.8	6.3	5.5	4.8	4.1	3.4	3.0											
CO(M) 350/05	0.55	0.75	12.0	9.2	8.8	7.9	7.1	6.3	5.5	5.1	4.0										
CO(M) 350/07	0.75	1	13.7	11.2	10.8	9.9	9.1	8.2	7.4	6.9	5.8	5.3									
CO(M) 350/09	0.9	1.2	15.7	12.7	12.2	11.3	10.5	9.6	8.8	8.3	7.2	6.6	5.9								
CO(M) 350/11	1.1	0.5	17.3	14.3	13.8	12.9	12.0	11.2	10.5	10.1	9.1	8.6	8.0	6.8							
CO(M) 350/15	1.5	2	20.3	16.9	16.4	15.3	14.4	13.5	12.7	12.2	11.2	10.6	10.0	8.7	7.2						
CO(M) 500/15	1.5	2	16.0				13.4	12.8	12.3	12.0	11.3	10.9	10.5	9.8	9.0	7.4	6.6	5.8			
CO(M) 500/22	2.2	3	19.6				17.3	16.7	16.2	15.9	15.2	14.9	14.5	13.7	13.0	11.3	10.4	9.6	7.7		
CO 500/30	3	4	24.1				20.9	20.3	19.3	19.3	18.5	18.1	17.7	16.9	16.0	14.3	13.5	12.6	10.8	9.0	

co-2p50_b_th

PUMP TYPE	ABSORBED POWER*		CAPACITOR
	SINGLE-PHASE		
	kW	A	
COM350/03	0.63	2.82	14
COM350/05	0.88	4.25	16
COM350/07	1.02	4.67	20
COM350/09	1.21	5.46	25
COM350/11	1.75	7.85	30
COM350/15	2.04	9.21	40
COM500/15	2.02	9.12	40
COM500/22	2.71	12.1	50
-	-	-	-

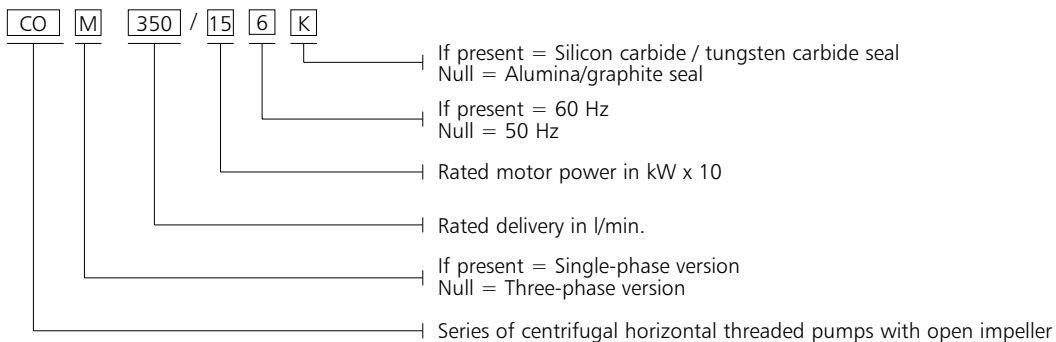
* Maximum values within the operating range

PUMP TYPE	ABSORBED POWER*		ABSORBED CURRENT*
	THREE-PHASE		
	kW	A	
CO 350/03	0.64	2.53	1.46
CO 350/05	0.79	2.7	1.56
CO 350/07	1	3.57	2.06
CO 350/09	1.13	4.21	2.43
CO 350/11	1.69	5.2	3
CO 350/15	1.98	6.3	3.64
CO 500/15	1.96	6.27	3.62
CO 500/22	2.73	9.06	5.23
CO 500/30	3.97	11.7	6.78

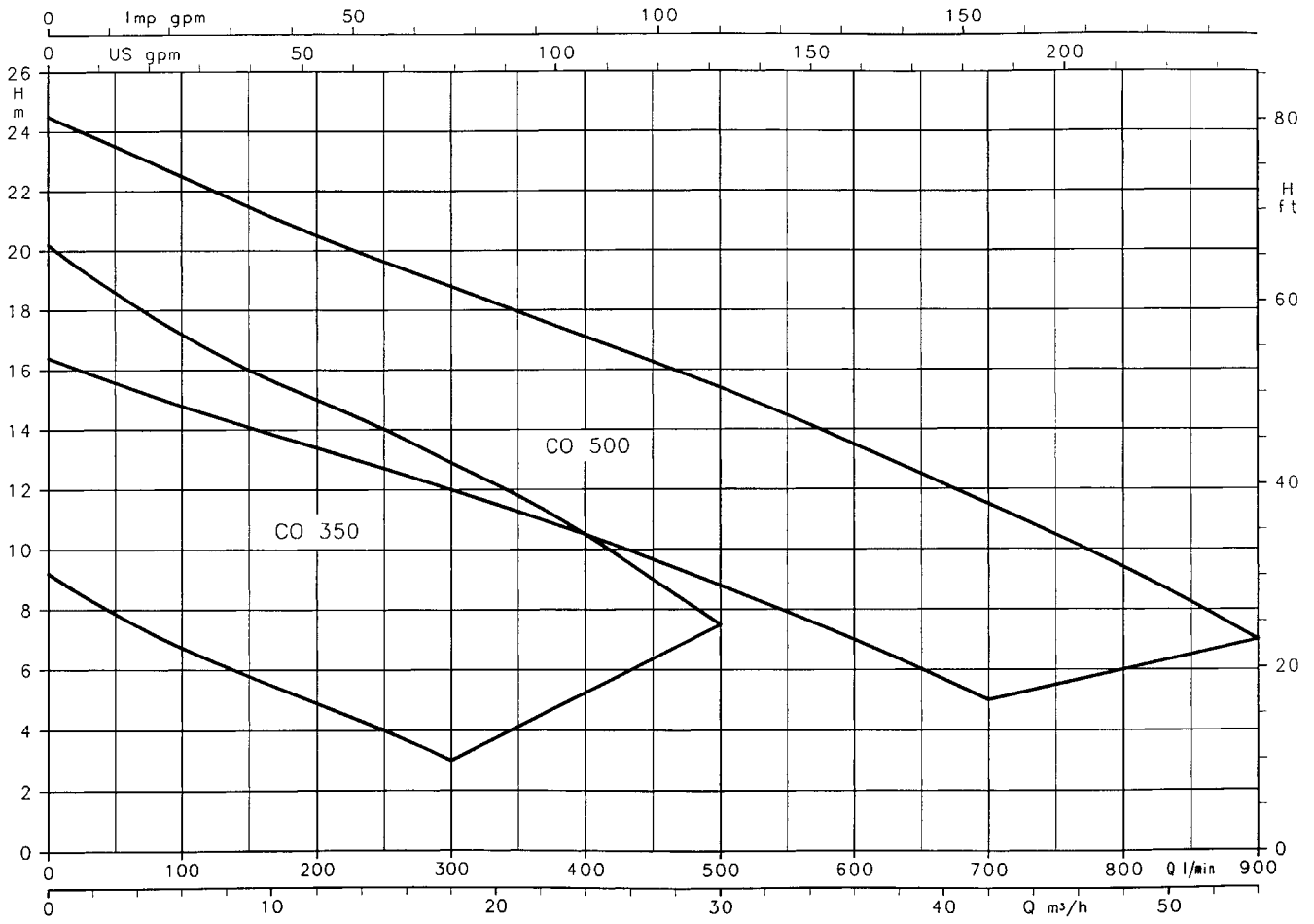
co-2p50_b_te

IDENTIFICATION CODE

The CO-COM series models are identified as follows:

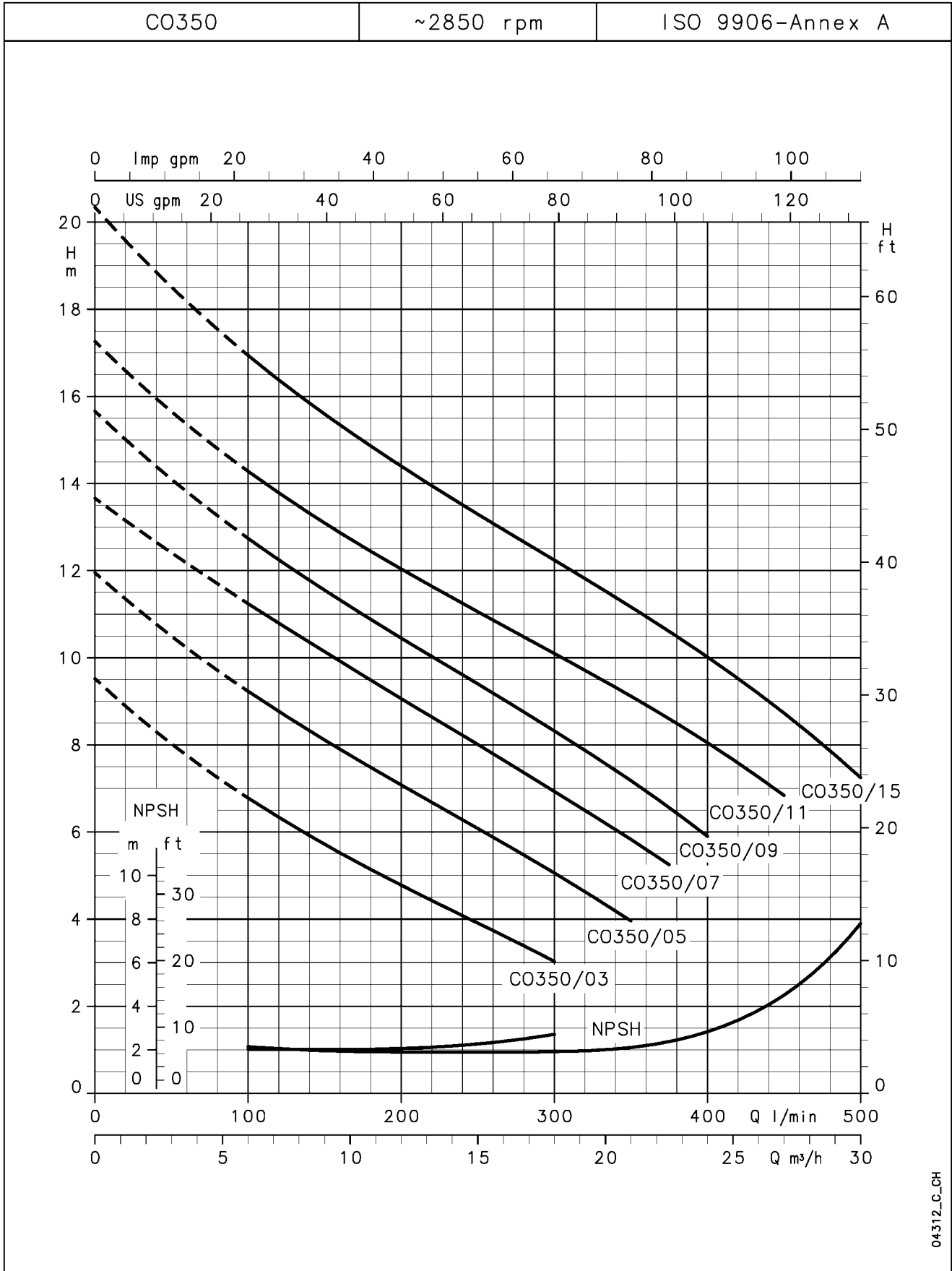


**HYDRAULIC PERFORMANCE RANGE, CO SERIES 50 Hz,
2 POLES (2800 rpm)**



Guaranteed performances in compliance with ISO 9906 - 2 - Annex A.

**CO350 SERIES
OPERATING CHARACTERISTICS AT 2850 rpm 50 Hz**



04312_C_CH

The NPSH values are laboratory values: for practical use we suggest increasing these values by 0.5 m.
The performances are valid for liquids with density $\rho = 1.0 \text{ kg/dm}^3$ and kinematic viscosity $\nu = 1 \text{ mm}^2/\text{sec}$.